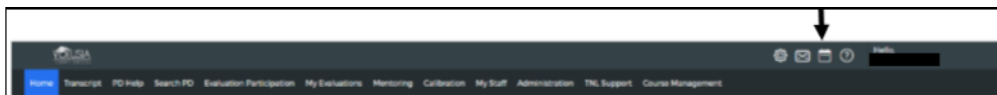


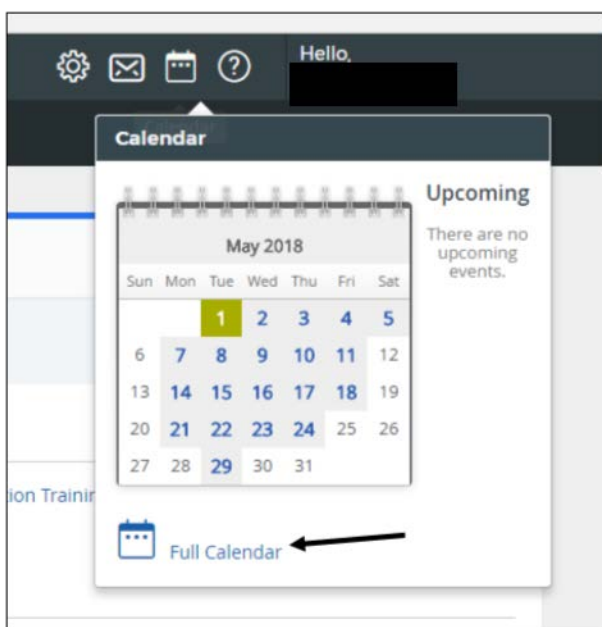


Viewing Your Professional Development Calendar

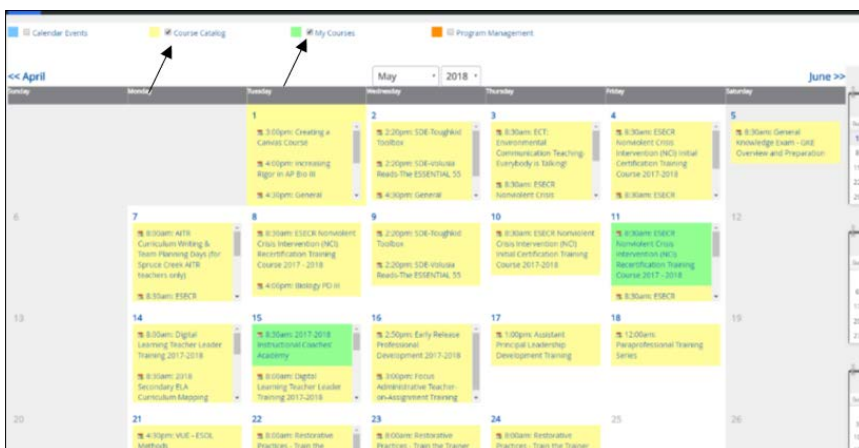
Upon registering for a PD activity, MyPGS will place it on your MyPGS PD calendar. To see your PD calendar, from any page click on the calendar button showing in the top menu.



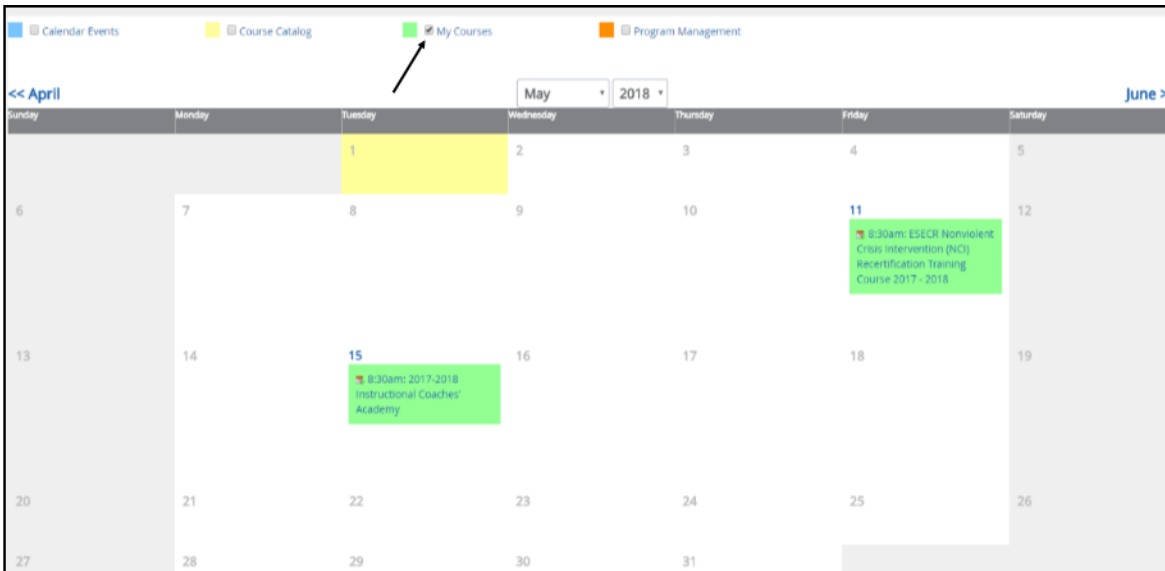
Wait for the drop-down to open like the picture below and then choose Full Calendar.



Notice that I have both course catalog AND my courses selected. My registered courses are shown in green.



Now I have deselected the course catalog and I see ONLY the courses for which I am registered. Again, the courses for which I have registered are shown in green.



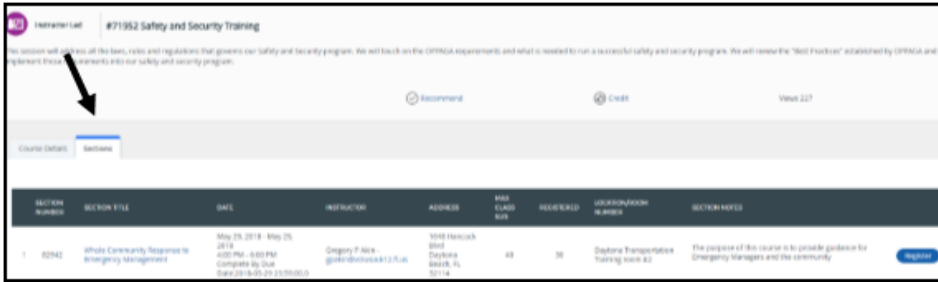
The calendar will show you the start time of your course. Click on the course title to view other information about your course. It will take you to your registered course list where you can click on the plus sign for more information.

 [23550: ESECR Let's Get Visual](#)

 [23550: ESECR Let's Get Visual](#)

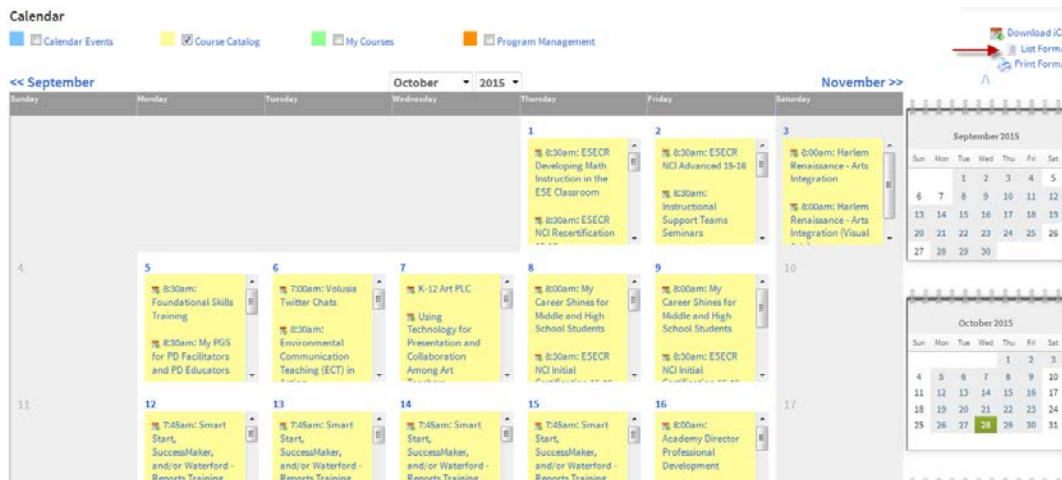
Course Number:	23550
Description:	
Section Number:	72985
Section Title:	ESECR Let's Get Visual-Kidspiration for ESE K-5 Tcrs
Start Date:	October 29, 2015
Location	Hurst Support Center Bldg. 10, Room TBA
Address:	1340 Wright St. Holly Hill, FL 32114

You can also view ALL course offerings by checking the Course Catalog view. Click on a course title if you would like to register. When you get to the course information, click on the Sections Tab to register.



You can view the calendar in month view or in list view by clicking on list format or month view.

This is the MONTH VIEW. Click on List View to see the List View



This is the LIST VIEW. Click on Month View to see the month view.

